




Vaikunthanath Das Kaviraj Homeopathy for Farm and Garden

Leseprobe

[Homeopathy for Farm and Garden](#)

von [Vaikunthanath Das Kaviraj](#)

Herausgeber: Narayana Verlag



<http://www.unimedica.de/b8241>

Sie finden bei [Unimedica](#) Bücher der innovativen Autoren [Brendan Brazier](#) und [Joel Fuhrmann](#) und [alles für gesunde Ernährung](#), [vegane Produkte](#) und [Superfoods](#).

Copyright:

Unimedica im Narayana Verlag GmbH, Blumenplatz 2, D-79400 Kandern

Tel. +49 7626 9749 700

Email info@unimedica.de

<http://www.unimedica.de>

TABLE OF CONTENTS

Preface to the Third Edition	xi
1. Foreword	1
Agribusiness and Toxicity	2
A Quantum Leap	4
Consciousness: the Missing Link	6
2. Introduction to the Second Edition	9
3. Foundation	13
Easily Understandable Homeopathic Principles	13
Small is Beautiful	23
Genes and Feedback Loops	34
The Powerful Placebo	36
Rules of Repetition	39
4. Agriculture	41
The Commercial Method	42
The Natural Method	43
The Chemical Method	46
Genetic Engineering and Biological Control	47
Modern Farming Methods	50
A Real Alternative	51
5. Soil Structure	55
Soil Horizons	55
Elimination	56
Organic Matter	56
Ecosystems	57
Deposition	57
Nutrients	58
Nutrients in Agriculture	59
6. Plant Structure and Tissues	67
7. Using Homeopathic Remedies	71
8. Treatment of Plant Diseases Arising from Nutrient Imbalances	75
Ammonium carbonicum	75
Boron	77
Calcarea carbonica	78
Calcarea fluorica	81
Calcarea phosphorica	82
Cuprum metallicum	83

TABLE OF CONTENTS

Cuprum sulphuricum	84
Ferrum metallicum	85
Ferrum phosphoricum	87
Ferrum sulphuricum	88
Kali carbonicum	91
Kali muriaticum	93
Kali nitricum	96
Kali permanganicum	96
Kali phosphoricum	97
Kali sulphuricum	98
Magnesia carbonica	99
Magnesia muriatica	101
Magnesia phosphorica	101
Magnesia sulphurica	103
Manganum	103
Molybdenum	105
Natrum carbonicum	107
Natrum muriaticum	107
Natrum phosphoricum	109
Natrum sulphuricum	110
Nitricum acidum	112
Phosphorus	113
Silicea	118
Sulphur	121
Urea	124
Zincum metallicum	125
9. Companion Plants as Homeopathic Remedies	129
Allium cepa	129
Hyssopus officinalis	130
Mentha viridis/piperita/sativa spp.	131
Tropaeolum majus	132
Ocimum spp. minimum/basilicum	133
Ricinus communis	134
Salvia officinalis	136
Sambucus nigra	137
Satureia hortensis	138

TABLE OF CONTENTS

10. Plant Pests	139
Introduction	139
10.1 General Insect Remedies	143
General Remedies	143
A. <i>Latrodectus</i> spp. katipo/hasselti/mactans	143
B. <i>Porcellio</i> and <i>Oniscus</i> spp.	143
C. <i>Tarantula hispanica/cubensis</i>	144
D. <i>Theridion</i>	144
Treatment of Crucifers (<i>Brassicaceae</i>)	146
A. <i>Mentha viridis/piperita</i> and similar spp.	146
B. <i>Bacillus thuringiensis</i>	146
C. Pyrethrum	147
D. <i>Salvia officinalis</i>	148
E. <i>Hyssopus officinalis</i>	148
Treatment of Cucurbits (<i>Cucurbitaceae</i>)	149
A. <i>Thuja occidentalis</i>	149
B. <i>Bufo</i>	151
Treatment of True Grasses (<i>Gramineae/Poaceae</i>)	152
<i>Viburnum opulus</i>	152
Treatment of Pulses (<i>Leguminosae/Fabaceae</i>)	152
<i>Satureia hortensis</i>	152
Treatment of Nightshades (<i>Solanaceae</i>)	153
<i>Sambucus nigra</i>	153
10.2 Remedies for Aphids and Scale Insects	155
Treatment of Crucifers (<i>Cruciferae/Brassicaceae</i>)	155
A. <i>Aphidius</i> spp.	155
B. <i>Chrysopida</i> spp.	157
C. <i>Syrphina</i> larva	158
Treatment of Cucurbits (<i>Cucurbitaceae</i>)	159
A. <i>Coccinella septempunctata</i>	159
B. <i>Coccus cacti</i>	160
Treatment of Nightshades (<i>Solanaceae</i>)	161
<i>Tropaeolum majus</i>	161
10.3 Remedies for Beetles Treatment of Nightshades (<i>Solanaceae</i>)	163
<i>Cantharis</i>	163

TABLE OF CONTENTS

10.4 Remedies for Whitefly and Flies	165
General Remedies	165
Encarsia formosa	165
10.5 Remedies for Caterpillars	167
Treatment of Crucifers (<i>Brassicaceae</i>)	167
Bombyx processiona	167
Treatment of Pulses (<i>Leguminosae</i>)	167
Camphora	167
10.6 Remedies for Nematodes and other Worms	171
Root-knot Nematodes (<i>Meloidogyne hapla and similar spp.</i>)	171
Treatment of Roses (<i>Rosaceae</i>)	171
Tanacetum vulgare	171
Treatment of Mints (<i>Labiatae/Lamiaceae</i>)	172
Teucrium marum	172
10.7 Remedies for Mites	173
Treatment of Crucifers (<i>Cruceiferae/Brassicaceae</i>)	173
A. Amblyseius spp. cucumeris/californicus/ mackenzie	173
B. Bovista	174
C. Ricinus communis	174
D. Trombidium muscae domesticae	175
10.8 Remedies for Snails and Slugs	177
Treatment of All Types of Plants	177
Helix tosta	177
11. Bacterial, Viral and Fungal Diseases	179
A. Confusion reigns supreme	179
B. In the diet	180
C. Fall cleanup	180
D. How much power do microbes have?	181
E. Fungi	184
F. Bacteria	189
G. Viruses	189
Ornamental Diseases	189
Diseases of Vegetables	191
Treatment of Asters, Daisies, Sunflowers (<i>Asteraceae/Compositae</i>)	211
Ferrum sulphuricum	211

TABLE OF CONTENTS

Treatment of Cucurbits (<i>Cucurbitaceae</i>)	214
A. Ferrum metallicum	214
B. Ferrum phosphoricum	215
Treatment of True Grasses (<i>Gramineae</i>)	218
A. Aconitum napellus	218
B. Secale cornutum	221
C. Ustilago	222
D. Berberis vulgaris	224
E. Belladonna	225
Treatment of Mints (<i>Lamiaceae/Labiatae</i>)	232
Lactic acid	232
Treatment of Nightshades (<i>Solanaceae</i>)	232
Ocimum minimum/basilicum	232
Treatment of Pulses (<i>Leguminosae</i>)	233
A. Aconitum napellus	233
B. Chamomilla	234
Treatment of Roses (<i>Rosaceae</i>)	235
A. Lapis albus	235
B. Belladonna	237
C. Natrum salicylicum	240
D. Salicylicum acidum	241
E. Allium cepa	243
Treatment of Grapevines (<i>Vitaceae</i>)	244
A. Hyssopus officinalis	244
B. Valeriana officinalis	244
12. Injuries	247
Arnica montana	247
Calendula	248
Cantharis	249
Carbo vegetabilis	250
Magnesia carbonica	252
Silicea	253
13. Weeds & Allelopathy	255
14. Weed Remedies	263
Aceticum acidum	263
Athyrium filix-femina	264

TABLE OF CONTENTS

Citricum acidum	264
Foeniculum vulgare radix	266
Oxalicum acidum	267
Phosphoricum acidum	268
Pyruvicum acidum	268
Ruta graveolens	269
Silicea	270
Tingis cardui	271
Vaccinium myrtillus	271
15. The Repertory	273
Index of Remedies and Nutrients	283
Index of Pests and Diseases	285
List of Abbreviations	291
Bibliography	293
Images	317

PREFACE TO THE THIRD EDITION

With this book, first published in Australia, Vaikunthanath Das Kaviraj has pioneered a radically new method of pest control for plants. Making use of his extensive experience as a homeopath, he has been able to draw parallels between humans and plants, so enabling him to transfer his knowledge to the treatment of plants. The results have been astonishing, encouraging him to undertake further studies and research in this area: this book is the fruit of his exciting and innovative work. He has been able to find suitable remedies for many problems in agriculture, so making it feasible for farmers to use considerably reduced or even zero inputs of herbicides and insecticides. The result is that the health of the plant organisms is evidently strengthened and the plants become “immune” to the disease agent, as shown by numerous experiments in South America. The harvest is increased so that the inputs of artificial fertilisers can be correspondingly reduced or even omitted altogether. Further remedies have been arrived at from observations and from the successful use of similar remedies. It has not yet been possible to confirm all these results with large-scale field studies, but a very encouraging start has been made, with further research sure to follow. So we encourage you to verify the efficacy of the remedies for yourselves, to start your own experiments, try out new remedies, and report back to us with your results. This will help us to update and improve this book, so adding to the sum of knowledge on homeopathic pest control in plants. In other words, the book is itself a living and expanding

thing that we are sure will generate novel ideas and provide fresh impetus as the community of homeopathic plant users and experts grows ever larger. You can obtain the homeopathic preparations for the treatment of plants and soil described in the book either individually or as a set from Narayana Publishers.

Against a backdrop of increasing pesticide contamination of our foodstuffs and drinking water, and in view of the increasing impoverishment of our soil, this timely book on the use of homeopathy for fields and gardens inspires us with hope for a “velvet” green revolution and a viable alternative to the use and abuse of conventional pesticides and fertilisers in modern agriculture. For plant disease caused by bacteria, viruses, or fungi, through pest infestation to injury (due to replanting, for example), treatment with homeopathic remedies is a realistic alternative. This novel approach can be used not only by large-scale agricultural operations to effectively husband their plants while saving costs and deploying an environmentally friendly treatment strategy, it is also eminently suitable for the hobby gardener, who is certain to find an astonishingly wide range of useful homeopathic plant treatments for those annoying problems nature throws up, from aphid infestation to an attack of fungus in fruit trees.

We wholeheartedly encourage you to contribute your ideas and experiences on the use of the homeopathic preparations described in the book by visiting our forum at www.narayana-publishers.com.

The Publishers

2. Introduction to the Second Edition

The enthusiasm with which the first edition of this book was received by the public – orders came in before the book was even printed – inspired us to excel ourselves to develop the book's underlying ideas into more than just a simple homeopath's dream. We were very happy to present the first edition of "Homeopathy for Farm and Garden". We felt it was a very satisfying achievement to present this revolution in agriculture to the general public, for we felt there was definitely an unmet need for this type of approach.

Having used the original version while teaching and researching at the Similicure School of Homoeopathy Research Department in India, we wanted to make the book more user-friendly. The alphabetical arrangement was somewhat cumbersome to use and we wanted to make it easier to find the correct remedy for each problem. The alphabetical arrangement is in some ways impractical, since it requires a great deal of searching in the book for the correct remedy for each problem. It makes it somewhat cumbersome to use, while the jumbled information could also be sorted better.

For this reason, we asked the publisher to change the book's layout to make it more suitable as a practical reference work. Even the best layout will always fall somewhat short of perfection, but with its new look we have certainly made it much easier to use. We have also

added many new remedies, giving you a better choice in selecting the proper one and enabling more specific treatment.

The remedies have been illustrated with small photos of the relevant pests, diseases or nutrient problem, so that identification has been made much simpler. All images are in full colour and we also provide a description of the pest.

Aphids are common everywhere and there are about 4,000 species worldwide, with around 250 identified as serious pests. Their appearance varies from transparent to glossy green, light green, lemon yellow, light brown, peach-coloured, pink, light red, blue, white and black. A range of aphid species all react to the remedy *Coccinella*.

However, some pests require specific predator remedies, depending on the particular plant infested by the prey species. For example, carrot whitefly require a remedy made from a different type of lacewing to the whitefly on cabbage.

From these examples, it is clear that this edition will enable a more precise way of facing and treating plant pests and diseases than anything that has been on the market until now. We hope the hobby gardener as well as the professional grower will take advantage of the possibilities offered here.

It is obvious that we have now something that is more robust and more useful than the

smaller first volume. Whereas in the first edition we relied on orthodox reports and extrapolation, this present edition contains the fruits of many experiments conducted by ourselves and all those who have contributed from their own experience.

We would like to draw your attention to the fact that some remedies are mentioned in every chapter. This is not a repetition of what is in each, but we have collated the knowledge we have of each remedy in each different field of application.

Such remedies are called polychrests, since they cover a very wide and often opposing range of symptoms. There are many polychrests among the elementary substances, but also under the acids and salts formed by their compounds.

Silicea is one such example: it is a remedy against fungi, useful against pests and injuries, while as an eradicator of weeds it also provides green manure. The description of *Silicea* you may know from the first edition has now been subdivided under the separate headings of the new chapters in this book. Hence each chapter presents a different aspect of the remedy *Silicea*. There are several more that have been subdivided in this way, as they also cover different aspects of agricultural application.

Some remedies only have a single application, others are useful against both pests and diseases. Yet others may be active not only against these but may also be useful in nutrient problems and as a weed controller or soil improver.

We have introduced many new remedies useful against pests, most derived from Integrated

Pest Management or IPM, without the disadvantages attached to biological control and at a fraction of the cost. We can now offer specific control against several pests, such as whitefly, cabbage fly, spider mite, red-legged earth mite and several others, with excellent results.

We have also introduced some new remedies against weeds, a subject we had almost completely neglected in the first edition, except for mentioning some possible remedies for this purpose. Since weeds are a great problem for all farmers, but especially for organic or biodynamic farmers of whatever persuasion, we found it necessary to undertake the relevant research. While weeds formerly had to be removed by hand, remedies can now be applied with excellent effect, so avoiding the tedium of weeding.

Another important development concerns the classification of the remedies. Whereas initially we used the well-known remedies from the human materia medica extrapolated to plants, we soon gained new insights in this area which called this simple approach into question.

Of course some of these human materia medica remedies remain useful for plants, as our earlier discoveries indicated. However, plants face specific problems not found among the human population, such as particular insect pests, which require a completely different set of remedies.

Starting from scratch, the first remedy made of a predator – *Coccinella* – set us on the trail to try out more remedies made in the same vein. After all, for humans we also have a set of remedies for our specific diseases, like chol-

era and scarlet fever, to name but a few. These epidemics are visited upon plants in the form of pest attacks, which may and often do differ from one plant family to the next.

As with pests, diseases take different forms in different plants. While some diseases are visited upon several plant families, others restrict themselves to certain species only. This led to the classification of plants into constitutional types, according to their botanical groupings. Thus the *Brassicaceae* and the *Poaceae* are two distinct constitutional types. They find their expression in the susceptibility to particular pests and diseases, depending on the soil and the climate of the biome. While both may suffer from aphids, the *Brassicas* are more prone to mosaic virus, while the *Grasses* are susceptible to yellow dwarf virus, glume blotch and ergot or smut.

Each requires its own set of remedies for pests and diseases. Some of those remedies – like the diseases – are not restricted to a single plant family.

Humans mainly use food plants from only a limited number of botanical families. These are the following:

Brassicaceae

Cucurbitaceae

Poaceae

Labiatae

Leguminosae

Piperaceae

Rosaceae

Solanaceae

Most of our herbs come from the *Labiatae/Lamiaceae* family, while our fruits mainly come from the *Rosaceae* family.

Hence we are dealing with a limited number of constitutional types, which makes the work with plants a great deal easier than it looked at first sight. The task of ordering such a profusion of possible remedies for so many possible crops appeared at first daunting, if not insurmountable. Even in the first edition there are only hints at some of the concepts we present here in a reasonably conclusive form.

Assuming the similia principle to be at work, we concluded that the remedies of a plant family must be effective on food plants that belong to the same plant family. From tests in the field we discovered this is indeed the case, which has made the finding of a remedy for a particular problem even easier. What seemed difficult at first glance has been greatly simplified by the strict application of the similia principle.

The different diseases and pests of food plants are therefore likely to differ in each plant family. Hence it is possible to extrapolate from the problems the precise remedies that will solve those problems.

The final addition is a listing of the relationships between the remedies, according to the current state of knowledge. This contains the following sections:

Remedy. Complements. Follow-ups. Previous. Analogues. Inimicals. Antidoted by. Antidote to. Duration.

The Remedy gives the name of the remedy under consideration.

If the remedy cannot finish off the work on its own or if the plant needs constitutional treatment, the Complementary remedy may be indicated, provided the symptoms agree. The similarity of symptoms is always the first consideration in the use of all remedies listed under this chapter.

A Follow-up is a remedy that follows in action.

A remedy given Previous to the remedy under consideration may be any of the remedies in the different categories.

An Analogue is a remedy with very similar action, which is often also the antidote.

An Inimical remedy is a remedy that produces negative reactions when given after the remedy under consideration. This must of course be avoided at all times.

The remedy is Antidoted by any remedy listed under that heading, provided the symptoms agree.

The remedy is the Antidote to any of the remedies listed, provided the symptoms agree.

The Duration indicates the period for which the remedy offers protection to a plant. Generally this is for the duration of life for annuals and biennials. In trees and bushes, it may need repetition every few years.

We would greatly appreciate reader comments and feedback, which we will endeavour to incorporate in later editions of this book.

This is the beginning of a revolution in agriculture and the developments look extremely promising. We are hard at work to verify all the indications set forth in the second edition on large-scale agricultural plots, under all possible circumstances. The remedies have, in our view, exactly those characteristics which distinguish them from chemical agriculture – they are efficacious, safe, ecologically harmless and do not lead to resistance, while also providing the cheapest possible means to maintain the farm and garden in optimum condition for growing plants for food, pleasure or other reasons.

We strongly encourage all readers to record their observations and to send them in to us. The experience and knowledge collected in this way will help us to expand and improve future editions of this book.

Of course the book has become bigger and therefore more expensive. We feel it is well worth its higher price, since its usability has increased considerably, while also offering more than twice as many remedies and more extensive knowledge compared to the first edition.

Finally I apologise for any discrepancies or errors that may have crept in despite scrupulous editing. I express the hope that the book may serve the homeopathic fraternity and all those interested in growing plants, whether for pleasure or for a living, in the manner intended.

10. Plant Pests

Introduction

We first have to define what a plant pest really is. A pest is an entity which, by its behaviour and lifestyle, is damaging to the food plants we grow. There are a range of insects, arachnids, rodents and other animals that could be called pests in this narrow definition of the word. Generally, in agriculture we consider every such creature that damages the crop a pest. In conventional agriculture, the aim is to eradicate the pest, without addressing the conditions that gave rise to it in the first place.

The first condition has to do with spacing. In nature, all plants grow in a manner that leaves sufficient space for other plants; even if plants grow closely together, there will be scope for the harmonious development of other types. Moreover, circumstances generally prevent large numbers of the same species crowding a particular spot or even a larger surface, except when conditions and circumstances demand or allow it. Hence variety is the spice of life for nature.

Humankind has the need and the tendency to grow just one crop in a relatively small space, to enable the largest return with the least possible effort. However, such an approach also has certain drawbacks, the first of which is that we do not seem to have any control over the conditions and circumstances influencing that crop. Secondly, since this is so, it is almost impossible to avoid the loss of at least part of the crop. While 5-10% is reasonable and

acceptable – insects have to live too – we note, however, that a crop loss of 20-30% is the norm, regardless of the amounts of poison used to kill the supposed pests.

It is therefore imperative and self-evident that we need a different approach to the entire problem, since the conventional methods of control are largely ineffective, and they also poison our food and environment. The pests only develop resistance, creating the need to use ever-stronger poisons, in ever-increasing doses, which will only affect us and the environment in an increasingly negative manner.

In this book, we show the reader not only a different approach but an entire range of new remedies to control pests in the garden and as a commercial grower in the field.

We have seen fit to improve on the first edition by making two significant and simultaneous improvements. The first is the grouping together of all the remedies used for one or several types of insect pests, making the finding of a remedy much simpler. By abandoning the alphabetical approach in favour of the grouping by problem, we have sought to make the book even more useful.

You will also find a second division in the book: into natural orders of crops. This is based on the fact that certain orders and families attract particular types of pests.

The *Graminae* have little more than aphids and locusts to deal with, while the *Brassicaceae* are plagued by caterpillars, whitefly and aphids. Hence some remedies are useful only on certain plants and not on others. If a remedy is useful for more than one order of plants, it will be mentioned under that order, but referring back to the complete description. Hence a remedy that can be used on several food plants of different orders will be mentioned under each order.

The remedies are grouped in order of importance, which means that the most important remedy or remedies are mentioned first. Progressing through the remedies, they become less and less important, but this does not mean they should be seen as less valuable. The very last remedy mentioned may be the exact one that you need for your particular problem. Hence rank only means that this remedy is more useful because it can treat problems that are more commonly found.

Naturally, we have sought to expand on the number of remedies that can be used in this way. To achieve this, we have scoured the literature on the use of companion plants and expanded the research into the use of predators as possible remedies. We have also directed research towards the elementary substances, since they had not been tested extensively before the appearance of the first edition. The indications mentioned there are nearly all founded upon toxicity and deficiency reports.

Under the former we have included such remedies as *Allium*, *Phaseolus*, *Ocimum* and *Mentha piperita*. It is difficult for farmers to grow the companion plant together with the crop, since this poses problems at harvesting. To enable the same protection, these plants have

been turned into remedies and used for that purpose. The latter we proposed in the first edition to provide a possible principle. We discovered this is indeed the case.

We have been interested mainly in those remedies that are promoted as live insects and arachnids to combat the pest in either the greenhouse or in the field. This approach is called Integrated Pest Management or IPM for short. There are several drawbacks to IPM, which do not exist with the use of homeopathic remedies.

The first concerns the difficulties encountered in rearing these predators or parasites. Due to demands for constant climatological conditions during their generation, the times when the pest-controlling species is ready for use may not coincide with the appearance of a pest, since natural weather conditions may delay or speed up their development.

Moreover, the the excessive use of fertilisers like phosphorus and potassium may trigger pest population explosions if the pest-controller is not available.

The second problem is that predators and parasites behave differently during different stages of their life cycles. They may attack pests as larvae, but in some instars or in the adult phase they may have no action on pest populations. The pests, too, may vary in their vulnerability to specific enemies at different life stages. This limits the success rate and the time period in which they can operate.

The third is that they are often migratory in the adult stage, so that at each new infestation they have to be reintroduced.

Finally, prevention of infestation or reinfestation is not always possible with this method.

To be certain all stages are covered, we could make these remedies from all the different instars of the predator or parasite. However, experience with the remedy *Coccinella* suggests that a remedy made from any life cycle stage will act effectively; *Coccinella* is made from the adult beetle, yet gives all the protection necessary.

Fungal and bacterial organisms responsible for natural diseases of insect pests are also used in IPM to attack pest species. These are also promising for homeopathic application. *Bacillus thuringiensis*, described below, is an example of a micro-organism obtained from an IPM firm and tested as a remedy in homeopathic form.

Treatment of Cucurbits (*Cucurbitaceae*)

A. *Coccinella septempunctata*

Ladybird. Ladybug. Ladybeetle. Sunchafer. *Coccinella septempunctata* (seven-spotted species). Order: *Coleoptera*. Family: *Coccinellidae*.

General

Aphids attack grains, fruits, vegetables and flowers.

Coccinella either sprayed directly on the aphid or when given to the plant, rapidly reduce aphid populations.



Fig. 55 *Coccinella septempunctata*, adult

Coccinella has been used extensively with good results, usually requiring only a single dose. Overdosing will attract aphids to a plant, resulting in repeated aphid infestations.

Clinical

Aphids. Scale (Fig. 56). Whitefly (Fig. 57).

B. *Coccus cacti*

Cochineal. *Dactylopius coccus*. Order: *Hemiptera*. Family: *Dactylopiidae*. Trituration of the dried bodies of the female insect.



Fig. 56 San José or Putnam scale, *Diaspidiotus perniciosus*, adult, on almond



Fig. 57 Silverleaf whitefly, *Bemisia argentifolii*, adult



Fig. 58 San José or Putnam scale, *Diaspidiotus ancyclus*, damage

General

Coc-c., being a soft scale, is specific for treatment of soft scales, because it possesses similar properties. *Shellac* is an example of a remedy for hard scales, as it is a product of a hard scale species (*Kerria lacca*). *Coc-c.* has been used on different species of scale living on different trees and shrubs. Eucalypt scale (wattle tick, soft brown scale), scale on citrus trees and scale on bottle brush disappeared

after a single dose. As with *Cocc-s.*, care must be taken not to repeat the remedy.

There are some twenty types of soft scale, all of which can be treated with this remedy. It is the remaining hard scale that must be treated with *Shellac*, approximately ten species. Thus each of these remedies is generic to a certain extent.

Clinical

All soft bodied scale. (Fig. 58, 59)



Fig. 59 San José or Putnam scale, *Diaspidiotus ancyclus*, Infestation

12. Injuries

Arnica montana

Leopards bane. NO *Asteraceae/Compositae*.
Tincture of whole fresh plant.

A. General

Grows in the Alps and other mountainous areas. *Arnica* is a first aid remedy par excellence; trauma in all forms and varieties, pests, pruning, transplants and mechanical injury will be cured by *Arnica* as by no other remedy (Fig.



Fig. 123 Transplant shock, planting

123). *Arnica* should not be sprayed onto open wounds as it will cause inflammation and supuration. *Arnica* has been used extensively for the above-mentioned indications with good results.

Tumours on trees as a result of incorrect pruning, even cancerous growths, can be healed, provided they are the result of some form of injury. Pruning wounds that ooze sap. Root damage after transplants, after hail, when damaged leaves become yellow, or red as in deciduous trees in autumn.

B. Clinical

After transplants or pruning (Fig. 124). Also after herbicide damage. Do not use on open wounds. Plants both transplanted and pruned cannot be given *Arnica* - these should instead be treated with *Calendula* (see *Calendula*).

C. Appearance

Wilting after transplants, due to root damage; mist *Arnica* onto the leaves.

Weeping wounds after pruning. Water *Arnica* in on the roots. Rotting grafts, tumours on old wounds, especially on large trees where large limbs leave big scars. Scar tissue soft and spongy with rotting pulp underneath. Swellings hot, hard, shiny, red, bluish or yellow spots. Yellow spots caused by bruises or disease, eruption of small raised spots as in yellow rust.



Fig. 124 Damage caused by pruning

D. Water needs

Thirsty when wilting from transplants. Otherwise little more than normal.

E. Relationship

Compare: *Calen.*, *Ferr.*, *Carbo-v.*

Calendula

Marigold. *Calendula officinalis*. NO *Compositae*. Tincture of the flowers; tincture of the whole plant

A. General

What *Arnica* is to trauma, *Calendula* is to open wounds. Where *Arnica* is of little or no use, or even dangerous to plants, *Calendula* comes to the rescue. It belongs in the same order of *Compositae* as *Arnica*. Lacerated and ulcerating wounds such as those found on roots that have been ripped or cut during transplants. *Calendula* will be of great help here, as confirmed in the field tests.

Calendula is antiseptic and restores vitality to the injured parts. It stops the entry of external opportunistic infections, as well as the proliferation of internal dormant viruses, but only in wounded plants. Nematodes cause these types of wounds. *Calendula* proved to be effective.

Arnica irritates, whilst *Calendula* soothes. Suitable for all cases where skin or bark is broken. Flowers of marigolds close when dark clouds pass overhead, therefore affected plants are usually worse in cloudy weather and during cold winter nights, which may be the cause of ulceration of pruning wounds or broken roots.

Calendula contains a large proportion of nitrogen and phosphoric acid, a possible explanation for its healing powers. Both substances can cause severe suppuration and also cure it. Nitrogen is tissue building in plants, whilst phosphoric acid helps the metabolism, accelerating it as needed in affected areas. After a cutting is made, it is advisable to dip it in a *Calendula* solution to speed recovery and root growth. The moon calendar is an invaluable help in determining the best time for striking from shoots and cuttings (see *Nit-ac.* and *Phos.*).

Calendula in pest control has some properties worth considering: it repels asparagus beetle



Fig. 127 Incorrect pruning

Magnesia carbonica

Carbonate of magnesium. $MgCO_3$. Trituration.

A. General

Magnesium plays an important role in photosynthesis (see also Chapter 8). *Magnesia carbonica* is indicated not only for lack of magnesium, but also for symptoms of burning, among others.

B. Clinical

Wilting, temperature shock, frost shock. Chlorosis, dirty yellow. Windburn, damping off.

C. Relationship

Compare: *Acon.*, *Am-m.*, *Bell.*, *Ferr-m.*, *Kali-m.*, *Nat-m.*

Inimical: *Calc.*, *Kali-c.*, *Kali-m.*, *Kali-p.*, *Kali-s.*, *Nat-c.*, *Nat-m.*, *Phos.*

Complementary: *Calc.*, *Kali.* preps, *Nit-ac.*, *Phos.*, *Zinc.*

Antidoted by: *Mang.*

Silicea

Siliceous earth. *Silicea terra*. *Silex*. Silicon dioxide. SiO_2 . Trituration of pure precipitated silica.

A. General (see also Chapter 8)

Silicic acid is a constituent of the cells of the connective tissue. The epidermis forms the protective sheath around the cambium where silica gives strength to the long molecules of the fibre. *Sil.* will cripple bark in healthy trees causing death. The suppuration it can set up is sufficient to destroy a plant or tree. Its indication in dieback has been confirmed in practice with remarkable results. A sapling with dieback, which had only one quarter of the bark left, which was loose and drying out, was given one dose of *Sil.* 6x and the next day, the bark was reattached to the cambium, and after one week, the top branches were growing new shoots and leaves.

On sandy soils *Silicea* works wonders and in spite of a harsh environment (or even thanks

to such circumstances) *Silicea* can make plants thrive. It can be used in soils where all appears normal, yet puny plants persist, and on any plant at sowing time, or as protection against mildew and mould, weak cells, exhaustion, fruit setting, striking, transplanting, green manure provision, all bark diseases and dieback.

B. Clinical


Dieback. Premature flowering, herbicide, germination aid, general tonic, transplant shock, soil remedy, weak straggly plants, puny growth, bark and sheath diseases, chlorosis, aphids, bud worm, citrus mite, dried fruit beetle. Weeds.

C. Relationship

Compare: *Lap-a.*

Antidote to: *Mang.*

Complementary: *Calc.*

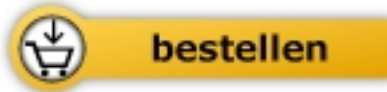


Vaikunthanath Das Kaviraj

[Homeopathy for Farm and Garden](#)

The Homeopathic Treatment of Plants -
4th revised edition

336 Seiten, geb.
erschienen 2015



Mehr Bücher zu gesund leben und gesunder Ernährung www.unimedica.de